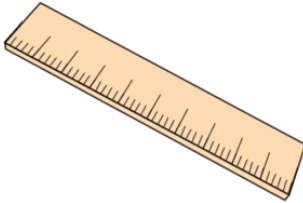


Primary Practice Questions



Corbettmaths



Types of Triangle



Tips

- Read each question carefully
- Attempt every question.
- Check your answers seem right.
- Always show your workings

Recap



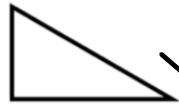
Remember

- There are daily questions found at
www.corbettmaths.com/5-a-day/primary

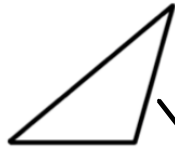
1.

Triangle

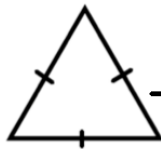
Name



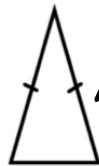
Isosceles



Right angled



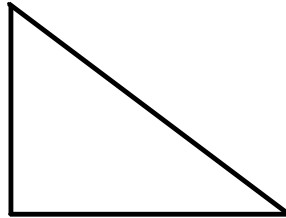
Equilateral



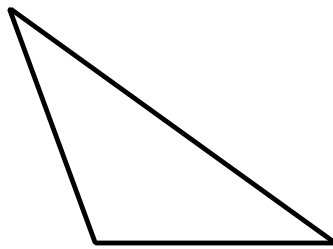
Scalene

Match up each triangle to the correct name

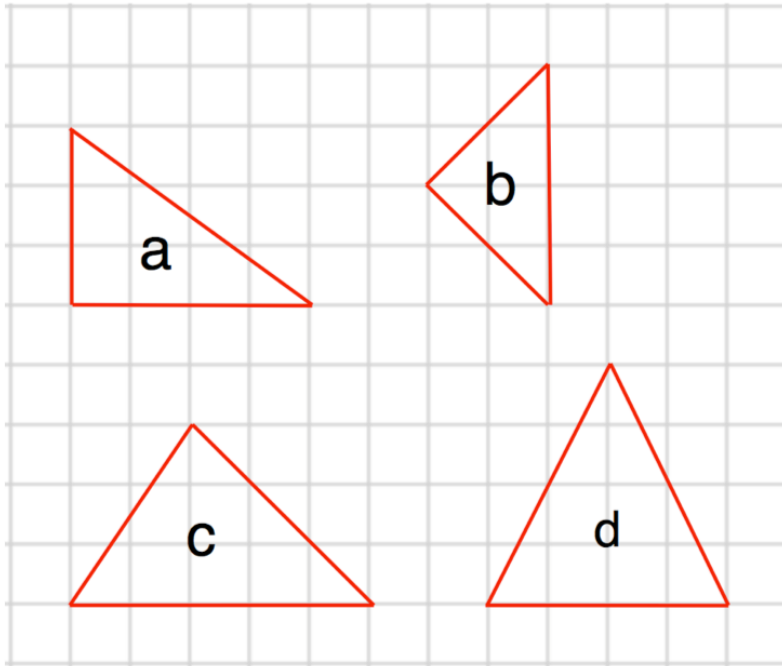
2. Draw a right-angled triangle



-
3. Draw a scalene triangle



4. Here are four triangles on a grid.

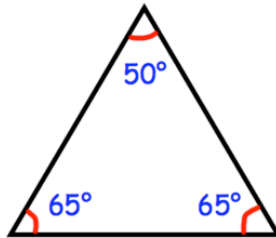


Write the letters of the **two** isosceles triangles

and

Write the letter of the right-angled triangle

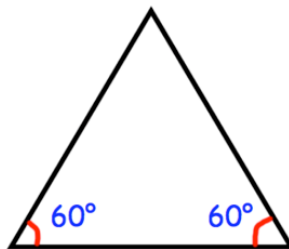
5.



What type of triangle is shown?

isosceles

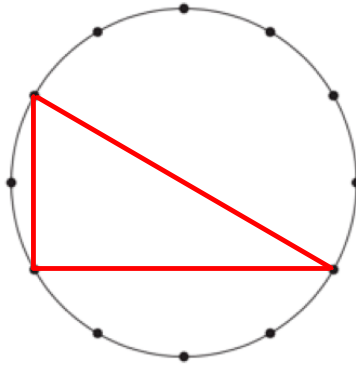
6.



What type of triangle is shown?

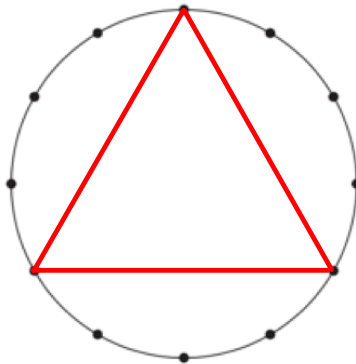
equilateral

7. Here is a circle with 12 equally spaced points




Join 3 points to make a right angled triangle

Here is a different circle with 12 equally spaced points



Join 3 points to make an equilateral triangle

8.



On the grid above, draw an equilateral triangle

9. Liam says

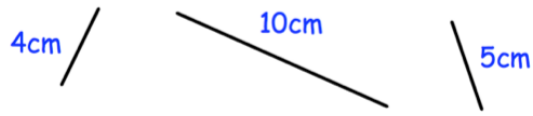
“I have drawn a triangle with one acute angle, one right angle and one obtuse angle.”

Explain why Liam must be wrong

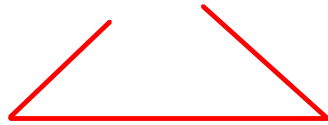
The angles in a triangle add up to 180 degrees.

As a right angle is 90 and an obtuse angle is over 90 degrees, a triangle cannot have both.

10. Lily has 3 different wooden sticks.



Explain why she cannot make a triangle



The two shorter sticks combined are shorter than the longest stick, so they will not meet.

.....

.....

.....