



1st February

$$505 - 20$$

$$\begin{array}{r} 485 \\ - 20 \\ \hline 485 \end{array}$$

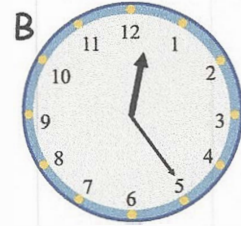
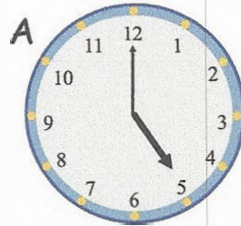
485

$$8 \times 7$$

56



Which clock face shows
five past twelve?

C



Which clock face shows
five o'clock?

A



Which number comes **halfway** between
160 and 220

$$220 - 160 = 60$$

$$\frac{1}{2} \text{ of } 60 = 30$$

$$160 + 30 = 190$$

160

190

220

