

11th March



132 ÷ 11

Grid for calculation

Answer box

3,401 – 510

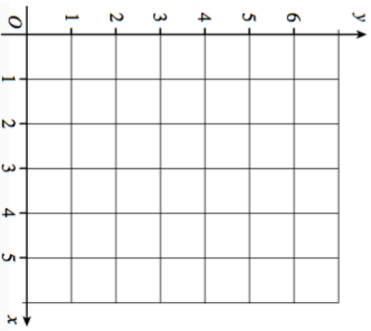
Grid for calculation

Answer box

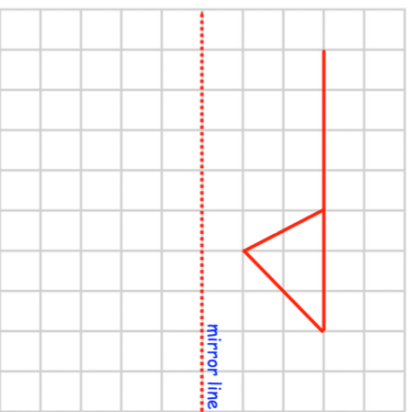
Monday	Tuesday	Wednesday	Thursday
-3°C	-1°C	-6°C	0°C

On what day was the lowest temperature?

Plot the coordinates (0,2) and (4, 3)



Reflect the shape in the mirror line



11th March



132 ÷ 11

Grid for calculation

Answer box

3,401 – 510

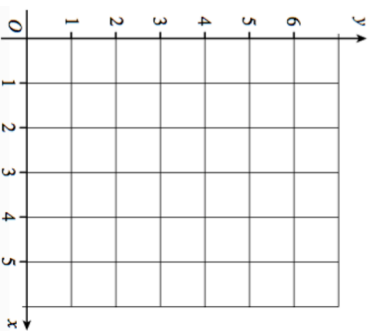
Grid for calculation

Answer box

Monday	Tuesday	Wednesday	Thursday
-3°C	-1°C	-6°C	0°C

On what day was the lowest temperature?

Plot the coordinates (0,2) and (4, 3)



Reflect the shape in the mirror line

