

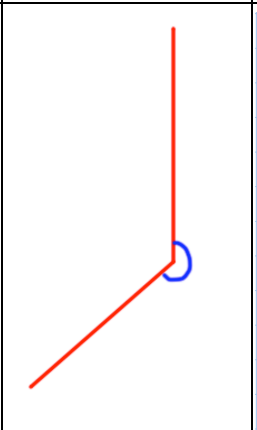


25th August

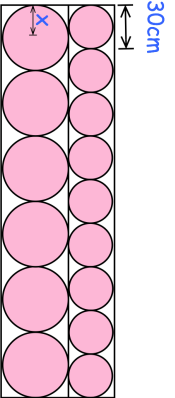
$$0.16 \times 300$$

$$55 - 9 \times 2$$

Measure this reflex angle



Some small circles and large circles fit exactly inside this rectangle.



The diameter of a small circle is 30cm.

Work out the **radius** of a large circle.

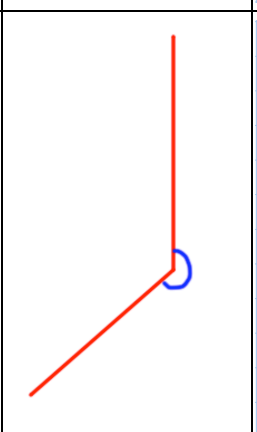


25th August

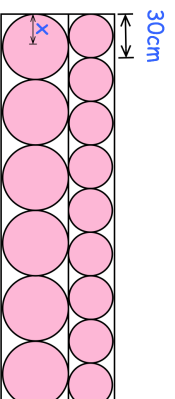
$$0.16 \times 300$$

$$55 - 9 \times 2$$

Measure this reflex angle



Some small circles and large circles fit exactly inside this rectangle.



The diameter of a small circle is 30cm.

Work out the **radius** of a large circle.